

APS400LED


12/24V REVERSING SYSTEM WITH
LED DISTANCE GUIDANCE

The APS400LED is an easy to use reversing sensor system designed specifically for Trucks, Trailers, Buses & Coaches to allow easy docking or reversing distance indication. Featuring visual distance LED guidance for safe and accurate reversing.

- FLEXIBLE LED ARMS
- IP67 DUST & WATER PROOF
- UNDER & TOP SENSOR MOUNTS



12-24  **VOLT**





APS400LED

12/24V REVERSING SYSTEM with LED DISTANCE GUIDANCE

SPECIFICATIONS

GENERAL

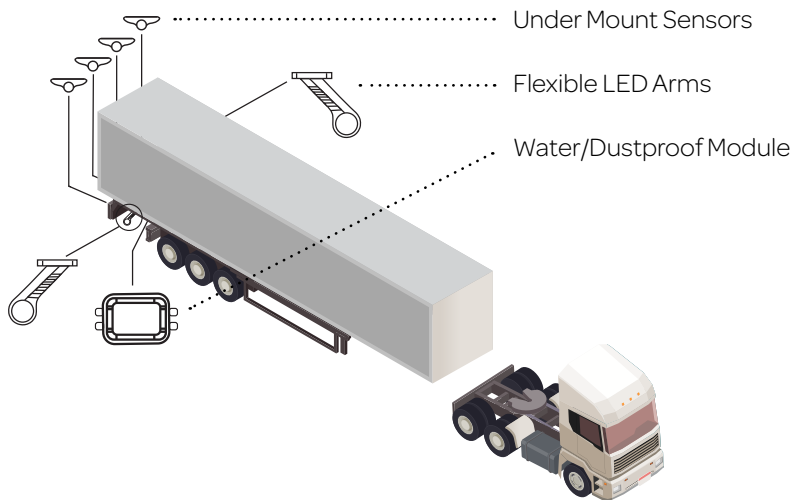
- Detection Range: 0.3 ~ 1.5
- Rated Voltage: 12/24V DC
- Operating Range: 9-32V DC
- Current Draw: <350mA
- Dust / Water Proof: IP67 Control Box
- Operating Temperature: -30 to +85°C

SENSORS

- Detecting Distance: 0.0 - 1.5M
- Detection Reaction Time: <100ms
- Sensor Type: Rubber
- Colour: Black
- Sensor Cable Length: 2 x 3M Lead
2 x 6M Lead
- Sensor Installation: Flush, Under or Top Mount
Angle Shims

LED INDICATORS

- Proximity Alert: 1.1 - 1.5M Slow Flash
0.6 - 1.0M Medium Flash
0.4 - 0.5M Fast Flash
0.0 - 0.3M Solid Light
- Arm Type: Flexible Polymer
- Arm Length: 192mm



INCLUDED IN THE BOX



4 Sensors



LED Indicators



Control Box



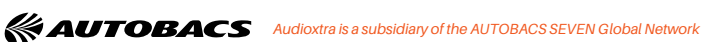
Sensor Mounts



Installation Hardware



Due to improvements in technology and design, specifications are subject to change without notice. Made in China



PACKAGING & PRODUCT INFORMATION

Outer Carton Dimension:	50.2 (H) x 46.3 (W) x 33.7 (L) mm
Gift Box Dimension:	86 (H) x 241 (W) x 332 (L) mm
Outer Carton Weight:	15.6 kg
Gift Box Weight:	1.483 kg
Units per Carton:	10