



FUJI SERIES

5" High Resolution Camera Kit

HD5120K



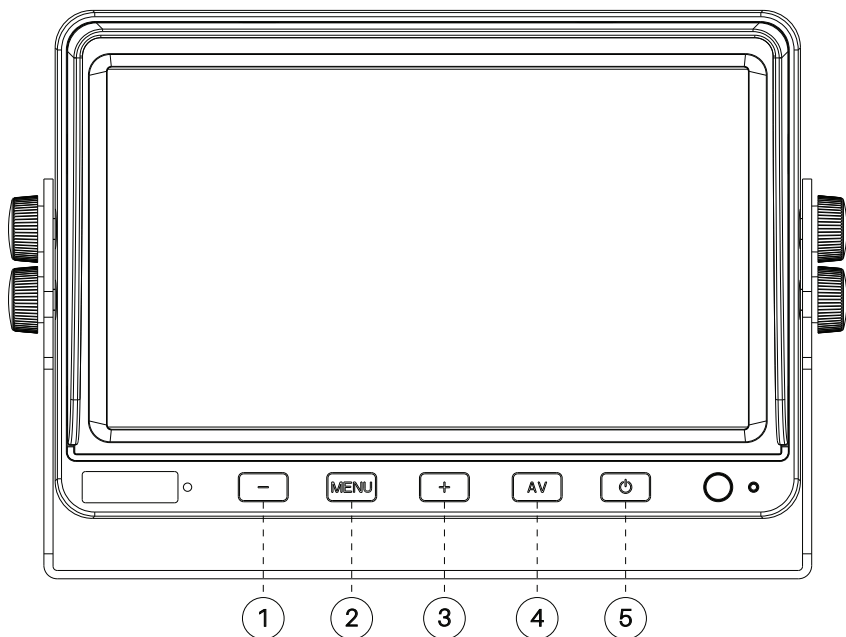
CONTENTS

Important Notes.....	2
Keystroke Functions	3
Bracket Installation	4
Wiring Diagram	5
Menu Instructions.....	6
Specifications	6,7
Warranty	8

IMPORTANT NOTES

1. Do not try to open the back cover.
2. Please disconnect the power if anomalies occur.
3. Do not use organic solvents on the surfaces to avoid damage to the coating.
4. Do not apply force to the wiring leads to avoid internal damage.
5. This product is not IP rated, excessively humid and dusty enviroments can damage this product.
6. Install the product securely.
7. Incorrect wiring can damage this product, void the warranty and damage the vehicle's electrical system.
8. Do not adjust any settings while driving.
9. Do not operate this product outside the rated temperature range.

KEYSTROKE FUNCTIONS


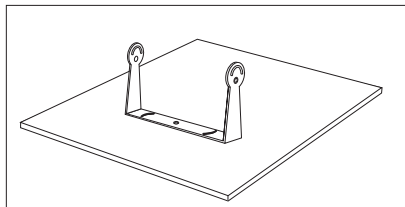


1. Volume DOWN / Menu Function Adjustment.
2. MENU.
3. Volume UP / Menu Function Adjustment.
4. Camera Input Select / Menu Function Select.
5. Power On/Off

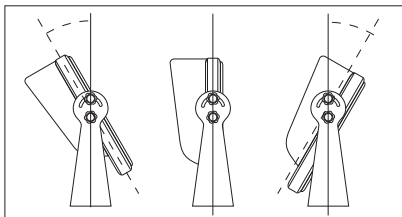
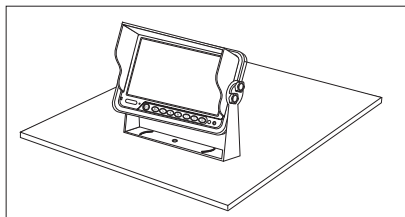
BRACKET INSTALLATION (Included)

1. U-Bracket Installation

Fix the U-bracket into position. Insert and lock the monitor into the bracket using the mounting gymbal knobs.



2. Adjust the angle as required.

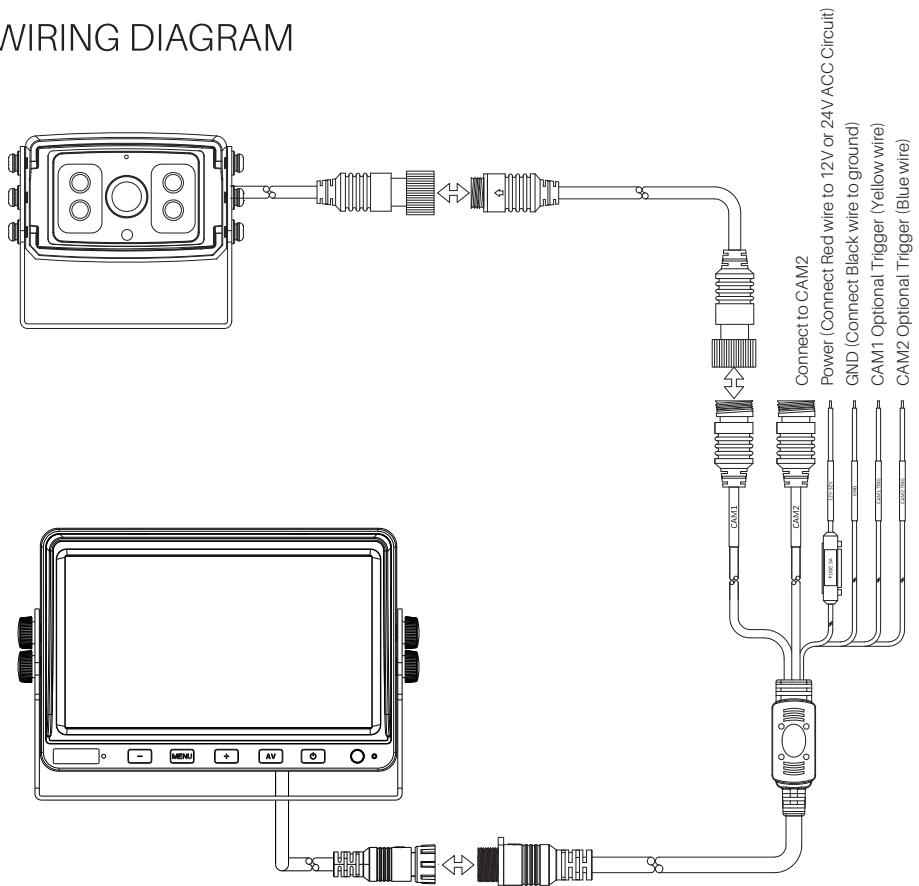


Optional

BKT102 Glass Mount



WIRING DIAGRAM



IMPORTANT NOTES:

Camera voltage is automatically reduced to 12V.


The monitor's power state (on/off) is retained when ACC power is removed.

When voltage is applied to the trigger wire, the monitor will automatically turn on and/or change inputs to the corresponding camera input.

The trigger wires are NOT the power feeds for the cameras.





Do NOT connect the trigger wires to the battery or ACC circuits.

INDUSTRY STANDARD PIN CONFIGURATION:



MENU INSTRUCTIONS

Press the MENU button to open the main menu and cycle through each of the 4 menus. Press the + or - buttons to adjust the setting highlighted in blue. Press the AV button to cycle through each setting on the right.



SPECIFICATIONS

MONITOR

- TFT Panel: New Grade A LCD
- LCD Size: 5-Inch (Diagonal)
- Display Format: 16:9
- Resolution: 1024 x 600
- Brightness: < 500 CD/M²
- Viewing Angles: 70° Left/Right/Up/Down
- Video System: Auto PAL/NTSC Select
- Video Connect: 2 x 4-Pin (Male)
- Compatibility: Standard & High Resolution Cameras
- Buttons: Touch Sensitive
- Connection Type: Universal Standard 4-Pin Configuration (M)
- Camera Triggers: 2
- Monitor View: Normal/Mirror/Flip/Mirror-Flip Image Select
- Guidelines: Selectable On/Off
- Audio: Internal Speaker
- Main Menu: Brightness/Contrast/Saturation(Colour)/Auto Brightness, Reset, Guidelines, CAM1 Delay, CAM2 Delay, Language, Up/Down CAM1 Mirror, CAM2 Mirror, Volume.
- Operating Temp: -20°C to +70°C
- Power Input: 10-32V DC (Negative Ground)
- Dimensions: 132.2W x 94.3H x 22.45D mm (Excluding bracket & Visor)

CAMERA

- Image Device:	1/2.9" PV4209K
- Diagonal Viewing Angle:	120°
- Horizontal Viewing Angle:	103°
- Signal System:	PAL
- Effective Pixels:	1920(H) x 1080(V)
- Resolution:	1080P
- Compatibility:	High Resolution HD Series Monitors
- Sync System:	Internal
- Orientation:	Mirror Image
- Night Vision:	4 Infrared LED's
- Illumination:	0.01 Lux with IR on
- Ingress Protection:	IP68
- Integrated Microphone:	Yes
- Operating Temp:	-20 to 70° C
- Dimensions (Excl. Bracket):	77.2W x 48.2H x 65.2D mm
- Connection:	Universal Standard 4-Pin Female
- Power Supply:	12V DC (9-16V)
- Power Consumption:	<3W
- Max Current:	<250mA

INCLUDES:

Monitor
U-Shape Bracket & Gymbal Knobs
Sun Shade
Power/Camera/Trigger Harness
Heavy Duty Camera
15m Extension Lead

WARRANTY

Congratulations on your purchase of a quality Mobile Safety System! You're joining thousands of satisfied customers who enjoy & experience the benefits of the products we distribute. In the unlikely event that some technical difficulty arises with your purchase, be assured that we are most anxious to see that the problem is quickly rectified to your satisfaction. Please familiarise yourself with the following simple conditions of our warranty. This warranty covers faults through component failure or failure of the product to operate in accordance with published specifications. Product failure as a result of unreasonable environmental conditions, accident, misuse, improper installation, unauthorised repair, vehicle electrical or wiring faults or neglect etc, will not be covered by this warranty. Removal and installation costs, if any, would be paid by the owner as well as any freight or postage costs of transporting the product to AUTOBACS AUSTRALIA PTY LTD and shall not be liable or responsible for any loss of use of this product or any form of consequential loss.

CONSUMER WARRANTY

This product is warranted by AUTOBACS AUSTRALIA PTY LTD to be free from defects in materials and workmanship under **NORMAL USE** for a period of **THIRTY SIX MONTHS** from the date of purchase.

WITHIN 30 DAYS OF PURCHASE DATE:

Please return the unit for replacement to our National Service Centre or the Retailer from where you made the purchase. All accessories must be included. Proof of purchase date **must** accompany the products.

AFTER 30 DAYS OF PURCHASE DATE:

Warranty repair and service is carried out by our National Service Centre. Repair and service will be carried out at no cost to the owner if proof of ownership and the date of purchase can be verified to the satisfaction of the authorised centre concerned with this repair. This proof should take the form of either:

- a) The warranty card accompanying this product, stamped and dated by the dealer.
- b) A Tax Invoice or Receipt showing full details of original vendor, purchaser, model number and serial number.

COMMERCIAL WARRANTY

A product used in or associated with a commercial application will carry a limited TWELVE MONTHS warranty. An abnormal commercial application is one where usage, dust, vibration, heat/cold and other environmental conditions exist at an extreme level.

Our goods come with guarantees that cannot be excluded under the Australian Consumer Law. You are entitled to a replacement or refund for a major failure and for compensation for any other reasonably foreseeable loss or damage. You are also entitled to have the goods repaired or replaced if the goods fail to be of acceptable quality and the failure does not amount to a major failure.

Purchaser's Name: _____

Purchaser's Address: _____

Model Number: _____ **Serial Number:** _____

Dealer Name: _____ **Date of Purchase:** / /

Dealer Address: _____

Invoice/Sales Docket no: _____

General Hints: To expedite service and prompt return of the equipment, please:

- a) Clearly describe the fault in detail
- b) Safely and securely pack the unit for transport
- c) Include your return address
- d) Provide proof of purchase date as outlined above

National Service Contacts:
AUTOBACS AUSTRALIA PTY LTD
Telephone: 1300 288 029
email: services@autobacs.com.au

